



PARTY KIT

Want to bring the Swoon Reads experience to your party, book club, or event? Inside this kit you'll find swoonworthy suggestions and printables to inspire you.

Don't forget to share your Swoon Reads party with us! Use the hashtag **#SwoonReadsParty** to share photos, suggestions, and more.

KIT CONTENTS:

- Invitation templates
- Decoration & refreshment guide
 - Icebreakers and games
 - Raffle ideas • Printables

Visit SwoonReads.com to join our community of YA romance readers and writers!

DECORATIONS

Half the fun of throwing a party is in the decorating. Use the ideas below to get started, but don't hesitate to add your own swoonworthy flavor!

- For an easy decorative theme, pick up heart-shaped balloons or tape regular balloons to the wall in the shape of a heart (or two!).
- Print out and hang the Swoon Reads garland at the end of this kit.
- Display a stack of our custom name tags at the entrance. Printables can be found at the end of this kit.
- Make copies of the Swoon Reads heart-shaped paper and write a few 10 Word Love Stories on them to hang up. When guests arrive, they can write their own and tape them on the wall. We've done it, and it looks fabulous (see picture: right)!
- If you're making cupcakes, you simply must print out our custom cupcake liners and double-heart toppers. The heart-toppers also make great decorative toothpicks for other finger foods!



Swoon Reads

Visit SwoonReads.com to join our community of YA romance readers and writers!

REFRESHMENTS

A party wouldn't be swoonworthy if it didn't involve delicious and romantic food and drink. Check out the Swoon Reads Pinterest board for loads of yummy recipes all year round, and see below for some of our suggestions for items to make yourself or pick up at the store.

A Pretty in Pink Mocktail

- ½ shot Rose's Sweetened Lime Juice
- ½ shot Orange Juice
- 1 shot Peach Nectar
- 1 shot Club Soda (or other seltzer)
- 3 shots Cran-Raspberry Juice

Shake over ice and serve cold.
(Makes two drinks.)

Here it is in parts for easy scaling:
1 part Rose's Sweetened Lime Juice
1 part Orange Juice
2 parts Peach Nectar
2 parts Club Soda (or other seltzer)
6 parts Cran-Raspberry Juice

A Swoonworthy Cocktail

- ½ shot Rose's Sweetened Lime Juice
- 1 shot Peach Schnapps
- 1 shot Vodka
- 3 shots Cran-Raspberry Juice

Shake over ice and serve cold.
(Makes two drinks.)

Here it is in parts for easy scaling:
1 part Rose's Sweetened Lime Juice
2 parts Peach Schnapps
2 parts Vodka
6 parts Cran-Raspberry Juice

Other drink suggestions:

- Pink lemonade
- Cranberry juice and seltzer
- Hot chocolate

S'mores Cookies*

- 1 cup butter, softened
- ½ cup granulated sugar
- ¼ cup honey
- ¾ cup brown sugar, packed
- 2 large eggs
- 2 teaspoons vanilla
- 2¼ cups flour (or your favorite gluten-free flour)
- 1 teaspoon baking soda
- ½ teaspoon salt
- 1 teaspoon cinnamon
- 1 cup semi-sweet chocolate chips
- 1 cup marshmallows, chopped into bite-sized pieces

Preheat the oven to 375 degrees and line two baking sheets with parchment paper.

In a large mixing bowl, combine butter and sugar and mix until light and creamy. Stir in vanilla, honey, and eggs. Mix well.

In a separate bowl, sift together flour, baking soda, cinnamon, and salt. Gradually add the dry ingredients to the wet, and stir until blended. Fold in the chocolate chips and marshmallows.

Drop dough by tablespoonfuls onto the prepared baking sheets. Bake for 10-12 minutes until golden brown and cooked through. Remove from oven and allow to cool for five minutes before transferring to a wire rack.

More food suggestions:

- Heart-shaped sugar cookies
(try using [heart-shaped cookie cutters!](#))
- Assorted chocolate candies
- Red velvet cake pops

*With permission from [batchtwentytwo.com](#)



Credit: [batchtwentytwo.com](#)

Swoon Reads

Visit [SwoonReads.com](#) to join our community of YA romance readers and writers!

GET THIS PARTY STARTED!

The scene is set, the guests are arriving, and now it's time to get your swoon on! Our icebreakers and games will help set the mood. If everyone's filled in their name tags, have partygoers go around the room and read off what they "swoon for." You might be surprised!

The 10 Word Love Stories make for great read-aloud fun, too!

For a more relaxed vibe, we suggest playing a round of **Swoon MASH** or completing the **Swoon Story Builder** in small groups. If you're looking for something feistier, our **Hotties Up** and **Pin the Shirt on the Hottie** games are perfect!

Emergency Night-On-The-Town KIT RAFFLE

Who doesn't love a good raffle? Towards the end of the night, let everyone pick a raffle ticket or put their names into a bowl. Then pick the winner of a fun and useful kit containing staples for a night out on the town:

- Lip Gloss
- Bottle of nail polish
- Small hand mirror and bobby pin set
- Hershey's kisses (for night out fuel!)
- Collapsible flats or flip-flops
- Band-Aids
- And a cute tote to hold it all

SHARE YOUR SWOON READS PARTY!



- Share your 10 Word Love Stories with the Swoon Reads community by tagging us on Instagram, Twitter, or Facebook with the **#10WordLoveStories** hashtag.
- Take photos of your event and share them with us using the **#SwoonReadsParty** hashtag! We'd love to showcase your party on Swoon Reads.



Visit **SwoonReads.com** to join our community of YA romance readers and writers!

SWOON MASH

Who doesn't love the game MASH? We sure do, which is why we've re-worked this classic game to give it a fresh, more romantic spin. We've added categories like Meet Cute and First Kiss to the traditional categories of Profession and Number of Children to up the swoon factor.

We can't wait to hear what kind of swoonworthy stories you end up with! Our story might go something like: "In your future you're going to marry Ryan Gosling and live in a mansion!"

INSTRUCTIONS:

1. In this two-player game, you will take turns filling out four options for each category provided. Or to make things even more interesting, leave the fourth option in each category as a wild card choice that you fill in for the other player.
2. Draw a spiral to determine the "magic number." The other person should say "stop" when they want you to stop drawing. Count the number of lines drawn from outside to inside. The number you come up with is your magic number to be used throughout the game.
3. Count each of the category options until you reach the magic number. Start at the M at the top of the page and count each option until you reach the magic number, then cross off the option you land on.
4. Continue through each category, skipping over the crossed-off options. Every time you reach the magic number, cross off the option you land on. Circle the final option in each category.
5. You're all done! Now it's time to tell your friend his or her swoonworthy MASH story!

CATEGORIES:

Future Husband/Wife

Introduction/Meet Cute

First Date

First Kiss

Your Profession

Your Partner's Profession

Place of Residence

Proposal Story

Dream Wedding

Pick a Pet

Number of Children

Blank Category



Visit SwoonReads.com to join our community of YA romance readers and writers!

SWOON STORY BUILDER

Reading the first Swoon Reads book—*A Little Something Different* by Sandy Hall—makes us want to write our own story! Now you can, too!

Pick a partner and read the part of speech under each line to them, and then let them answer with a word to match that part of speech (e.g. “verb” and “run”). Write down each answer in the corresponding blank within the story. Then, read their story aloud and swoon!

Squirrel

The best part of this time of year is all the _____ . _____ are
(1. plural noun) (1. plural noun)
delicious and _____ and the best thing that anyone could ever _____.
(2. adjective) (3. verb)

If you're not eating _____ you are _____ missing out. I tell all my
(4. noun) (5. adverb)
friends about the amazingness of _____ and sometimes they just stare at me like I'm
(4. noun)
_____. But I'm only _____ for _____.
(6. adjective) (6. adjective) (4. noun)

I see a boy and a _____. The _____ gave me _____ once and
(7. noun) (7. noun) (8. plural noun)
she always looks at the _____ a lot. He looks at her too. But they always _____
(9. noun) (10. verb)
at each other at the wrong second. But today they _____ at each other at the right second and
(10. verb)
they both smile so wide it looks like they're _____.
(11. verb ending -ing)

I hope they're _____.
(11. verb ending -ing)

I hope they like _____. Maybe I'll throw some _____ at them. No, that's a
(12. plural noun) (12. plural noun)
bad idea. I don't want to lose my _____. I don't want to _____. Call me a bad
(12. plural noun) (13. verb)
_____, but I do not like to share my _____.
(14. noun) (12. plural noun)

Maybe that makes me a good _____. The consummate _____.
(14. noun) (14. noun)

The very definition of a _____.
(14. noun)

*Passages taken from *A Little Something Different*, © Sandy Hall 2014



Visit SwoonReads.com to join our community
of YA romance readers and writers!

SWOON STORY BUILDER

(continued)

Bench

No one sits on me all damn _____ except that idiot _____. And now it's
(1. season) (2. noun)
snowing and I'll be covered in the stuff for _____ and then I'll be all _____.
(3. length of time) (4. adjective)
and I won't see a single _____ for the whole duration.
(5. part of the body)

All those ungrateful _____ walk by _____ after _____,
(6. plural noun) (7. length of time) (7. length of time)
day after day, _____ after _____. Not once glance my way, not one single
(8. length of time) (8. length of time)
decent _____ in the whole bunch.
(9. noun)

No one has time for _____ in the _____.
(10. plural noun) (1. season)

If I could, I would grow _____. That would show them, come _____ when
(11. plural noun) (12. season)
the _____ are _____ and the _____ is out. They would
(13. plural noun) (14. verb) (15. noun)
_____ and I would grow a _____ right into their _____.
(16. verb) (17. noun) (18. adjective)
rear ends. They they'd stop taking me for granted.

*Passages taken from *A Little Something Different*, © Sandy Hall 2014



Visit SwoonReads.com to join our community
of YA romance readers and writers!

HOTTIES UP

Cut out the cards below and lay them facedown on the table or place in a bag. Players sit in a circle, and each player selects one card at random without looking at the text. Then, each player should attach the card to his or her forehead (with the text facing outward) using a piece of tape.

The youngest player begins by asking the group a yes or no question about the name on his or her forehead, and the game continues clockwise around the circle with each player asking one question per turn. The first player to determine the name on their card based on the hints they've gathered is the winner!

(Note: You may only offer one guess per turn!)

Mix up the cards below to play several times. You can even add your own hotties into the mix!

MINDY KALING	EMMA WATSON	ZAC EFRON
BEYONCÉ	JOHN KRASINSKI	RYAN GOSLING
JOSH HUTCHERSON	JOHN LEGEND	LIAM HEMSWORTH
SHAILENE WOODLEY	TAYLOR LAUTNER	JENNIFER LAWRENCE



Visit SwoonReads.com to join our community
of YA romance readers and writers!

HOTTIES UP

(continued)

PRINCE HARRY	MILA KUNIS	KIM KARDASHIAN
JUSTIN TIMBERLAKE	DEMI LOVATO	DREW BARRYMORE
BLAKE SHELTON	LUPITA NYONG'O	CHRIS O'DOWD
HARRY STYLES	TAYLOR SWIFT	TYLER POSEY
KATE UPTON	ANDREW GARFIELD	EMMA STONE



Visit SwoonReads.com to join our community
of YA romance readers and writers!

PIN THE SHIRT ON THE HOTTIE!

THE OBJECT

Pin the shirt on the hottie most accurately and be crowned the Hottie Champion!

Print out the Shirtless Hottie Torso and Pin-on Shirt at the end of this kit before you get started.

HOW TO PLAY

1. Find your favorite hotties! Choose the most swoonworthy photos of your favorite hotties from magazines, yearbooks, social media sites, etc. Your hottie's face should be approximately 2" wide x 3" high.
2. Once you have your photos selected, cut out the faces to paste onto the provided torso. Even better: Let each player pick his or her own hottie and switch out the faces in between turns.
3. Hang the hottie up on the wall at eye level so you can stare into his or her dreamy eyes!
4. Blindfold the first lucky player and hand him or her the provided pin-on shirt.
5. Spin him or her around, face him or her toward the wall and let him or her pin that shirt wherever he or she thinks the hottie's torso is.
6. Take off the blindfold and let him or her see his or her work! Keep the shirt up there so you can determine the winner at the end.
7. Repeat steps 4-6 with the rest of the players and once everyone has had a turn, crown the Hottie Champion!
8. Choose your next round of hotties and play again!

An inexpensive or homemade crown is the perfect prize for the Hottie Champion!



Visit SwoonReads.com to join our community of YA romance readers and writers!

Fall in Love *with* Falling in Love



YOU'RE INVITED TO
A *Swoon* Reads PARTY

Time:

Date:

Address:

RSVP:

#SwoonReadsParty

Fall in Love *with* Falling in Love



YOU'RE INVITED TO
A *Swoon* Reads PARTY

Time:

Date:

Address:

RSVP:

#SwoonReadsParty

Fall in Love *with* Falling in Love



YOU'RE INVITED TO
A *Swoon* Reads PARTY

Time:

Date:

Address:

RSVP:

#SwoonReadsParty

Fall in Love *with* Falling in Love



YOU'RE INVITED TO
A *Swoon* Reads PARTY

Time:

Date:

Address:


RSVP:

#SwoonReadsParty

Swoon Cupcake Liners






Swoon Cupcake Toppers





Swoon Garland




Print on pink paper to add a Swoonworthy background






Swoon Garland



Swoon Garland



Swoon Garland



10 Word Love Story Paper



swoonreads.com



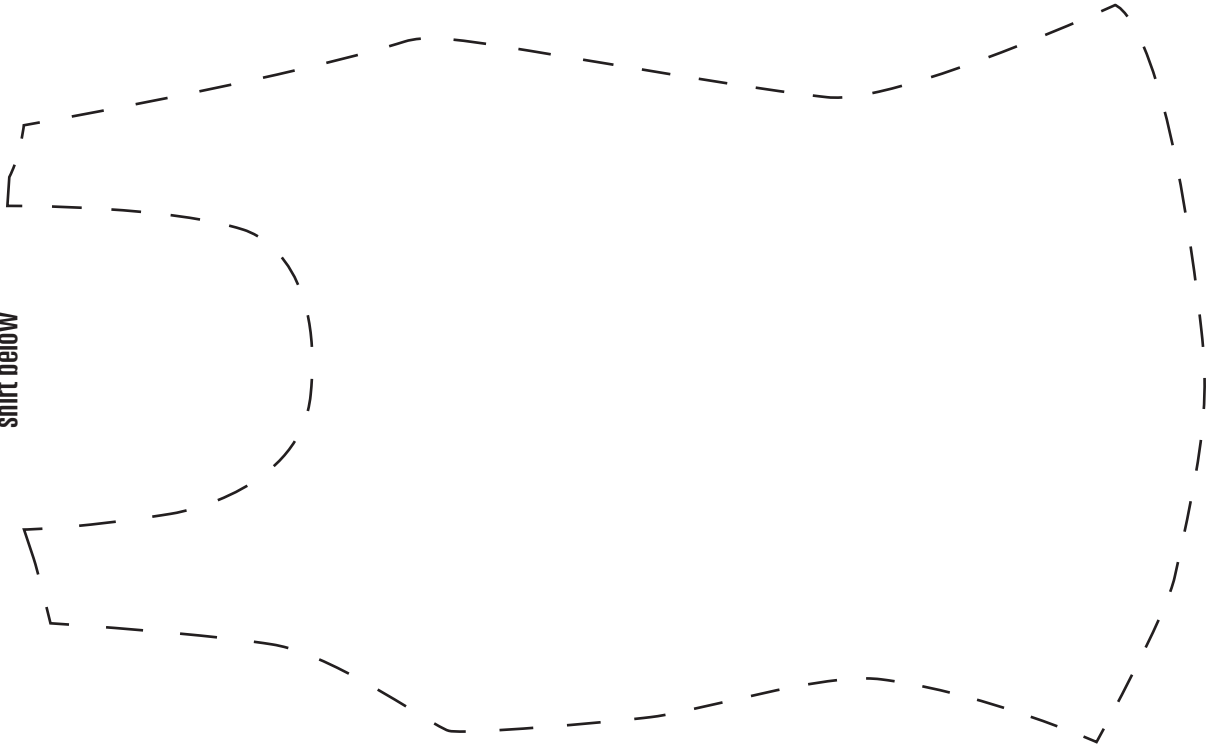
PASTE YOUR
FAVORITE HOTTIE'S
FACE HERE



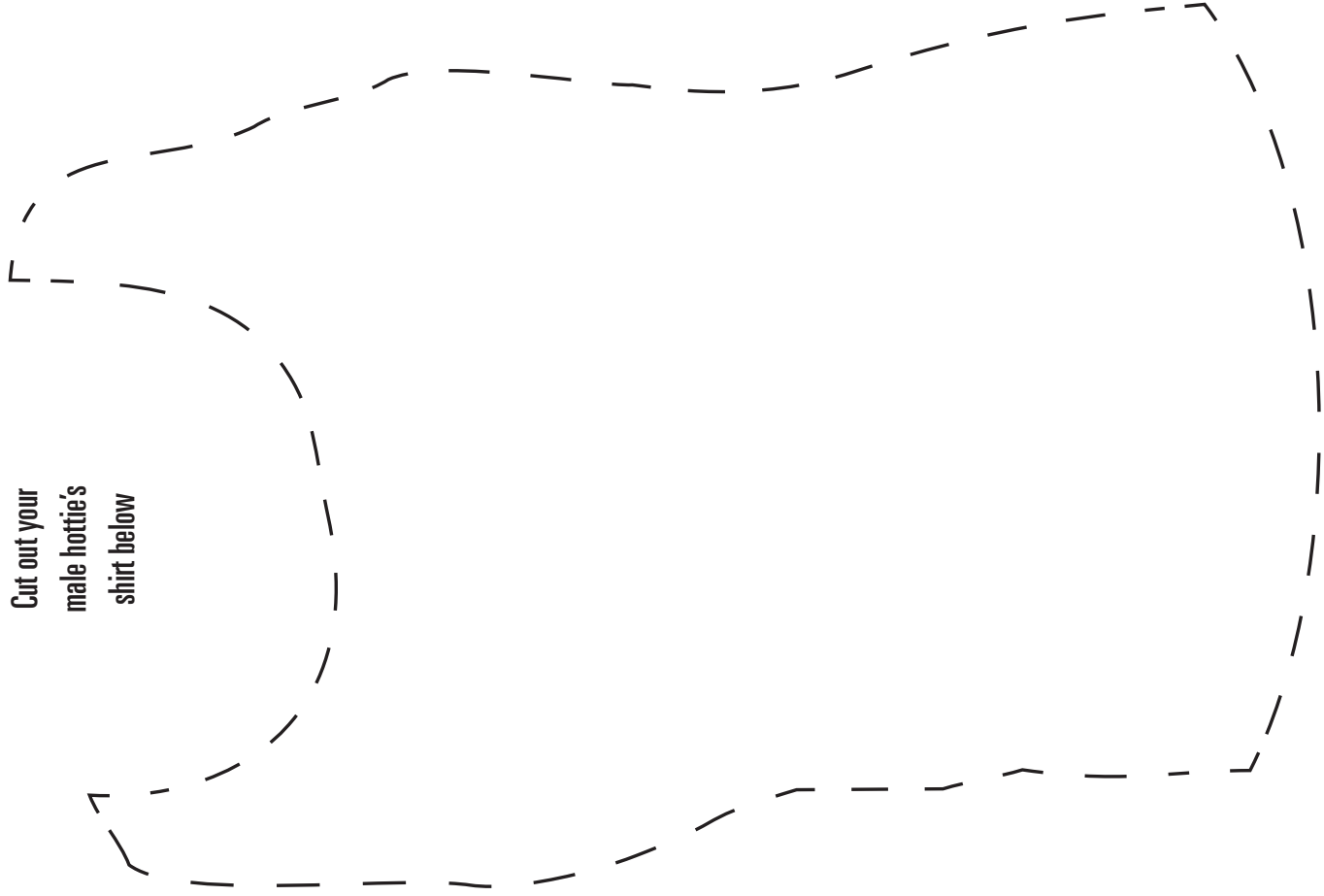
**PASTE YOUR
FAVORITE HOTTIE'S
FACE HERE**



Cut out your
female hottie's
shirt below



Cut out your
male hottie's
shirt below



♥♥♥♥ Hello my name is ♥♥♥♥

And I *Swoon* for

♥♥♥♥ Hello my name is ♥♥♥♥

And I *Swoon* for

♥♥♥♥ Hello my name is ♥♥♥♥

And I *Swoon* for

♥♥♥♥ Hello my name is ♥♥♥♥

And I *Swoon* for

♥♥♥♥ Hello my name is ♥♥♥♥

And I *Swoon* for

♥♥♥♥ Hello my name is ♥♥♥♥

And I *Swoon* for

♥♥♥♥ Hello my name is ♥♥♥♥

And I *Swoon* for

♥♥♥♥ Hello my name is ♥♥♥♥

And I *Swoon* for

♥♥♥♥ Hello my name is ♥♥♥♥

And I *Swoon* for

♥♥♥♥ Hello my name is ♥♥♥♥

And I *Swoon* for